


Jarrett Krosoczka

(crow-ZAUS-ka)




© Jarrett J Krosoczka



RESOURCE & CURRICULUM GUIDE

- Information about the author
- Preparing your class for the visit
- Setting up the space AND introduction
- Internet Links
- Curriculum Connections
- Follow up

The City of Henderson &
The Clark County School District



The author will visit my class:

Date

Time

BIO

Jarrett J. Krosoczka used to be a goofy kid that liked to draw. Now, he is a published author/illustrator who has many books to his credit. Growing up in Worcester, MA Jarrett drew relentlessly and always had a cast of characters that he wrote stories for. In 9th grade, Jarrett won a contest with *The Worcester Telegram & Gazette* and for the first time saw his work in print. This sparked a fire within. He went on to graduate from the Rhode Island School of Design, after being initially rejected. It was in his senior year that he received his first illustration job for a national educational publisher. Then, six months after graduating RISD, Jarrett carried his portfolio into New York City and landed a contract for his first book. He immediately ran to a pay phone to share the good news with his grandparents. His first book, *Good Night, Monkey Boy* was published on June 12, 2001.

When not working on books, Jarrett tours relentlessly and enjoys bowling, snowboarding, and playing Pac-Man. He lives in Northampton, MA with his wife, daughter, and pug - Ralph Macchio.

© Jarrett J. Krosoczka

Among numerous awards, Jarrett Krosoczka is a 2004 Nevada Young Readers Award nominee for *Baghead*, a 2010 Children's Choice Book Award winner (*Lunch Lady and the Cyborg Substitute*), and 2011 Children's Choice Book Award winner (*Lunch Lady and the Summer Camp Shakedown*). The Children's Choice Book Award is voted on by over half a millions kids nationwide each year.

Links and MORE Links!

Jarrett has a very detailed web site, complete with:

- ✎ Video games featuring his characters
- ✎ Coloring pages
- ✎ Iron-on pictures
- ✎ Interview clips
- ✎ Pictures from previous school visits
(see if he'll add your school to the Gallery!)
- ✎ A school visit information packet

Jarrett's web site:

www.studiojjk.com

www.studiojjk.com/Jarrett_Krosoczka_school_visits.pdf

Also visit the Lunch Lady web site:

www.lunchladycomics.com

for additional downloads and games.

Punk Farm web site

www.punkfarm.com/

Blog

thejjkblog.blogspot.com

KidsReads.com Interview

www.kidsreads.com/authors/au-krosoczka-jarrett.asp

Bring the Lunch Lady to life!

A simple dress-up kit can help the Lunch Lady make a LIVE APPEARANCE at your assembly. Here's all you need:

- 🕒 **An apron**
- 🕒 **Yellow rubber gloves**
- 🕒 **Spatula**
- 🕒 **Glasses**
- 🕒 **A willing adult!**



© Jarrett J. Krosoczka



The Perfect Author Visit

Excerpted from an article by author Dan Gutman, www.dangutman.com

When kids get the chance to meet the author of a book they've read, a special connection is made. They are energized, inspired, touched with a new appreciation for reading. I know because I've visited hundreds of schools. I've had many wonderful days doing author visits, and a few miserable ones. I thought it might be useful if I spell out clearly what schools can do to make an author visit successful.

THINGS TO DO IN ADVANCE



Tell the students the author is coming. It sounds obvious, but I have walked into auditoriums and found that students didn't know who I was or why I was there. Nobody bothered telling them! You don't have to roll out a red carpet or anything, but DO make the kids aware of the upcoming author appearances starting at least a month in advance. Put the author's books on display in the school library. Put a display of book covers up in the hallway.

[Send a note home informing the parents of Jarrett Krosoczka's visit, and announcing the book signing opportunity on Monday evening.]



Have classes read the books and write/draw book reports
AND think up questions to ask the Author.



Have a contest with the winner receiving an autographed book.



Have an art class make posters, banners, and bookmarks welcoming the author
[participate in the APPLE Celebration of Reading Artwork Contest!.]







Talk it up. The more excited you are, the more excited the kids will be. And when the kids are excited, any message the author gives them will really hit home.



Find out exactly what the author will need in terms of equipment - a slide projector, screen, chalkboard, extension cord, etc. Have a microphone ready ...A glass of water or cool drink soothes a raw throat. Get everything ready in advance so nobody has to scramble around looking for things as the kids are filing into the auditorium . [Setup requirements are included in this packet.]

EQUIPMENT NEEDED FOR JARRETT'S ASSEMBLY:

-  An easel with paper
-  Screen for projecting slides
-  Digital projector
-  Microphone (especially for groups larger than 75)

ON THE DAY OF THE VISIT



Lunch. It's nice to give the author lunch, even if it's a cafeteria lunch. What I really enjoy is when the school chooses 5-10 motivated kids and awards them "Lunch with the Author." They set us up in a room with pizza or sandwiches and we have a great time.

[This will depend entirely on scheduling for each day. Feel free to contact Evelyn at 439-5075 if you'd like to discuss possibilities]



Don't expect the author to discipline students. Some kids are going to act up. If a student is disruptive, have someone step in and take care of the situation. Have the teachers present during the program.

AFTER THE VISIT



Have the kids write about the visit, or write a class letter to the author.

[If you do write a class letter, or take pictures, send copies to Evelyn Walkowicz, ewalkowicz@hdpl.org, so we can post them on the APPLE Partnership web site!]



When you bring an author to your school, you are not only helping your students, you are also supporting the art of writing. With the exception of a few famous names, most authors are struggling to pay their bills. Visiting schools is very often the only way we can afford to continue creating books.

There are a few things you can do that the author might really appreciate....If the author is good, write him a letter saying so, It can be used to get future bookings. Tell other principals, librarians, and teachers about a successful visit. And keep the kids informed when the author's future books are published.

For me, visiting schools has been the most successful and rewarding thing I've done since I started writing. Not only do I get paid for my time and create fans for my books, but I have seen how I can really make a difference in a young person's life.

Dan Gutman

[With comments from the APPLE Partnership]

AUTHOR INTRODUCTION

Hopefully, you have used all the information in this guide to prepare an awesome introduction for your guest. However, in the event that you have been selected to introduce Mr. Krosoczka (**crow-ZAUS-ka**) with less than 5 minutes notice, here's a brief but adequate introductory statement.

"Today, we have a special guest, who has taken time from his very busy schedule back in Massachusetts to spend a few days with us here in Henderson. He describes himself as "a goofy kid that liked to draw." Well, with lots of drawing, lots of hard work, a tremendous amount of tenacity (do you know what that word means?), a great deal of imagination, and a pretty wacky sense of humor, our guest has become an award winning author and illustrator. You probably know some of his books, including Punk Farm and the Lunch Lady graphic novels. We are so lucky to have him here today. Please welcome , JARRETT KROSOCZKA!"

CURRICULUM CONNECTIONS

Students design and engineer their very own:

LUNCH LADY GADGET



Turn ordinary household and food items into high-tech gadgets to help lunch lady and sidekick Betty stop dastardly villains in their tracks.

Students can:



Design gadget on paper or build a gadget using ordinary household items



Write description and share in class

In Class:



Create Lunch Lady Gadget Museum



Design a PowerPoint Lunch Lady Gadget slideshow



Bind Gadget drawings into a Lunch Lady Catalogue complete with prices and descriptions.

For additional inspiration check out Jarrett Krosoczka's Lunch Lady blueprints:

<http://www.lunchladycomics.com/bettysblueprints.pdf>

Comic Strips and Graphic Novels

What is the difference between Comic Strips & Graphic Novels ?

Comic Strip: A group of cartoons in narrative sequence *

Graphic Novel: A fictional story represented in a comic-strip format and published as a book *

(* Defined by Merriam-Webster)

Elements of comic strips:

Panels: squares or rectangles that contain a single scene

Gutters: space between panels

Dialog Balloons: contain communication between characters

Thought Balloons: contain character's thoughts

Captions: contain information about a scene or character

Sound Effects: visual sound clues like: Ka-pow! Wonk!

Comic Strip Templates: www.flummery.com/teaching/handouts/striplate2.pdf

How to create a comic strip character:

Create a hero with a likeable personality and clothes or costume that reflects their strengths.

<http://www.wikihow.com/Create-a-Comic-Strip>

http://www.adrianbruce.com/homework/language/comic_strip/funny_jokes.htm

Students can:



Draw their own comic strip individually or in small groups



Complete the Lunch Lady comic strip

<http://www.lunchladycomics.com/llfinishthestory.pdf>

In Class:



Display comic strips in class



Discuss comic types or genres; humorous, Manga, superhero

TURN PUNK FARM INTO READERS THEATER

What is Readers Theater? Readers Theater is an activity in which students, while reading directly from scripts, are able to tell a story in an entertaining form, without memorization, props, costumes, or sets. *(Adapted from: Literacy Connections)*



Punk Farm by Jarrett Krosoczka

While Farmer Joe heads to bed after a long work day his farm animals are just getting started. As soon as Farmer Joe turns out the lights pig, cow, sheep, chicken and goat hold one last rehearsal before their big concert. A long line of animals queue up eager to hear Punk Farm's electric version of Old MacDonald had a Farm. With cool shades and heavy guitars they pull off a raucous performance. Will they wake up Farmer Joe?

Readers Needed:



Narrator



Sheep



Pig



Chicken



Cow



Goat

Students can create scripts from Punk Farm and perform in class. Students can improvise the music or download free Punk Farm Music on your computer or MP3 Player: <http://www.punkfarm.com/punkfarm.swf>

“Wheels on the Van”

“Old MacDonald Had a Farm”